



The Quilter's Garden Newsletter

2721 S. College Ave, Fort Collins, CO 80525

Hours: Mon-Fri 10-6pm, Sat 10-5pm, Closed Sun.

Phone: (970) 223-4269

Fax: (970) 223-4270

Email: quiltersgarden.@frii.com

Web Sites: QuiltersGardenShop.com

and our new VictorianCrazyQuilts.com

April, 2004

Dear Friends:

Well Spring has arrived and we are ready with another Garden planting of classes that I hope will entice you. We have some great teachers and different classes this summer for you to try including doll and embroidery (Brazilian and bead) classes. I know many of you will be out in your real garden as I will be so come on in and relax with a class to cool off in between your weeding!! Check out our new Garden Seedlings classes every Wednesday beginning in May. We now have Bernina sewing machines as demos for your use in class, compliments of *The Presser Foot* in Longmont. We are continuing to have Janome's available for sale as well as for class use. Be sure to reserve your machine when you sign up for class. As always, new fabric, books and patterns are always arriving, and I hope to continue to provide you with the latest and greatest in your favorite colors and designs. Please let us know if there is something special you are looking for, and don't forget to check our new website Victoriancrazyquilts.com

Piece-fully yours,

Susan

Special Events

Be sure to mark your calendars!!!

- **Earth Day April 22nd** – bring in a Quilter's Garden bag for recycle and receive 10% off your entire purchase.
- **Ditzy Chicks Dolls** class April 26th
- **Spring Sale during Shop Hop** – flannels & homespun 40% off, 20% off florals, batiks & vintage fabrics April 29-May 2nd, open extended hours.
- **Ehrman Tapestry Trunk Show**, see **Kaffe Fassett** needlepoint kits, May 3-17th
- **Brazilian Embroidery**, Christine Hause, Aug 7th.

- **Beaded Embroidery**, Janet-Kay Skeen June 25th
- **4th July Sale** – all patriotic fabric 30% off June 28th-July 3rd.
- **Heather Thomas-Montano Trunk Show July 1-31st.**
- **Christine Shively – The Countess Doll**, July 25th & 26th.
- **Helen Gibb** – ribbonwork embellished crazy quilted album cover, July 31st
- **Eleanor Burns Christmas Quilts Trunk Show** Aug 9-23rd

Featured Teachers

Take advantage of these classes offered from internationally recognized teachers and authors.

Ditzy Chicks with Lucy Norman

Mon Apr 26th, 10:30-4:30pm

From the book “Birds of a Feather” you will make one of three chicks in the class. Come and see Petal perching on her roost in the store. The class teachers are the authors of the book !!

Instructors: Lucy Norman

Class Fee: \$65.00, book req. \$22.00

Beaded Embroidery Purse

Fri Jun 25th, 1:00-5:00pm

You will spend a fun day with Janet Kay learning to embroider with beads while making a great purse for yourself. The techniques learned can be easily transferred to embellishing quilts, clothing or other items. Janet Kay is well known in the area as a beader and a doll-maker.

Instructor: Janet Kay Skeen


Class Fee: \$50.00, kit required.

Blooming Nine Patch

Wed Jul 7th, 14th and 28th, 6:30-8:30pm

This quilt looks very complicated but in fact is very simple to make. It is constructed of alternating nine patches and plain squares. The secret is in the color choice of fabric and following the appropriate gradation of each color from the center to the outer borders of the quilt. The pattern is from the book “Tradition with a Twist:” by Blanche Young and Darlene Young Stone. The first class will be spent on fabric selection since this is the most important part of this quilt.

Instructor: Marci Baker



Class Fee: \$55.00 

Latte Lite with Melody Munson

Mon 7/12 and 7/19, 6:00-9:00pm

Have you seen the spectacular Latte Quilt designed by Bernina and are not sure if you are ready for the full Latte Experience? Try our Latte Lite class designed to enhance your embroidery skills as a precursor for the full Latte Quilt class coming this fall. This class is a great way to learn how to hoop multiple times for a design. We will be making one of the blocks from the beautiful Latte quilt. Melody from the **Presser Foot in Longmont** will really get you going with your embroidery machine.

Instructor: Melody Munson

Class Fee: \$50.00. Embroidery machine with capability of utilizing the Latte Quilt CD required along with basic knowledge of your machine. Book req. \$24.95  

The Countess with Christine Shively

Sun & Mon July 25th and 26th, 10:00am-4:00pm

Christine is a well recognized dollmaker from Kansas whose style is whimsical and lots of fun. We will be making “The Countess”. In this class you will learn face sculpting, face painting, jointing and wired fingers. The student gets to decide what she is the Countess of. By making some decisions on colors and characterizations, the student can give a story to this little seated figure. She sits about 10 inches tall. The class will include a section on drawing

and painting a convincing face. We will use acrylic paint, pigma pen and colored pencil, discussion about shaping and placement of features and highlight and shadow will guide the student to do a face with depth. This figure has small wired fingers and a separate forearm and shoulder. This gives the student the freedom to pose the figure in a specific way. Template method is used to create consistency in the arms, legs, hands and torso. Homework is done in advance so that class time can be used most productively. Flat pattern design is employed to create a really fun jacket. Shoes, hat ribbon embellishment and hair attachment are also elements of this class.

Instructor: Christine Shively

Class Fee: \$140.00 for both days.

Blooming Nine Patch with Marci Baker

Wed Jul 7/14 & 28th, 6:30-8:30pm

This quilt looks very complicated but in fact is very simple to make. It is constructed of alternating nine patches and plain squares. The secret is in the color choice of fabric and following the appropriate gradation of each color from the center to the outer borders of the quilt. The pattern is from the book "Tradition with a Twist:" by Blanche Young and Dalene Young Stone. The first class will be spent on fabric selection since this is the most important part of this quilt.

Class Fee: \$50.00, Book required (\$24.95)


Ribbonwork Crazy Album Cover Block with Helen Gibb

Sat. 7/31, 10:30am-4:30pm

Pre-work class Tues 7/20, 6:00-9:00pm

Helen is back!! - this time she'll teach a workshop to make a crazy quilted block embellished with ribbonwork. The block is perfect for a wallhanging, album cover, box cover or pillow. You will learn to make several different flowers and leaves and enjoy Helen's unique style from Down Under!! A pre-work class will be held prior to Helen's class to stitch your crazy block ready for embellishment with Helen.

Instructor: Helen Gibb

Class Fee: \$65.00  (includes embellishing kit)

Brazilian Embroidery with Christine Hause

Sat. Aug 7th , 10:30-4:30pm

Learn the art of dimensional Brazilian Embroidery from Colorado's only fully certified Brazilian Embroidery teacher. The technique can be applied to various embellishments on quilts and other projects. We will be stitching a bouquet of flowers using a variety of the stitches in Brazilian Embroidery.

Instructor: Christine Hause

Class Fee: \$40.00 plus kit (\$15.00)

IMPORTANT***MAIL LIST UPDATE*****IMPORTANT**

All class schedules are on the website: www.quiltersgardenshop.com

Please let us know by July 31st if you would like your newsletter by snail mail (hard copy) or by email

If we don't hear from you, you will be removed from the mailing list!!!!

(970)223-4269, quiltersgarden@frii.com

Don't Miss Out!!!

Quilter's Garden Seedlings

All summer beginning in May we will be doing mini classes every Wednesday from noon until 1:00pm. Each class will be a demo on a different quilting and embellishing techniques. Come see what the Quilter's Gardener's are up to and fill your Quilter's tool chest with some new and different skills each week. The First Seedling offered will be how to make some Fabulous Fabric Flowers.

Weds beginning 5/5

Class Fee: \$5.00 per Seedling.

UFO Gardening!!!

Join our Master Gardener, Ronelda Kraft the first Friday of each month beginning in May and get some of those unfinished quilts completed. Ronelda will be available to share her expertise in assisting with your project and making sure you have a stress free day of sewing to actually finish something!!!!

10:30am-4:30pm 5/7, 6/4, 7/2 and 8/6, \$10.00 per session

Specialty Classes and Techniques

Quilted Fabric Bowls

Sat 4/10, 12:00-3:00pm

Come and see the coolest bowls you have ever seen all made from fabric!!! These bowls are made entirely from fabric with some added secret ingredients to create a one of a kind piece of art. Choose one of the models and create your own fabric sculpture in class.

Class Fee: \$40:00

Instructor: Donna Jensen 🍷🍷

Butterfly Stack and Whack

Thurs. 4/15, 4/22 and 4/29, 6:30-8:30pm

Using the technique developed by Bethany Reynolds learn to stack and whack your way to a wonderful quilt of butterflies!! The first class will be spent on Fabric selection. Stop in and see the sample!!

Instructor: Ronelda Kraft

Class Fee: \$40.00, ruler required \$10.00. 🍷🍷

From Photograph to Art Quilt

Fri, 4/16, 6:00-8:30pm

Fiber Artist Melody Randol will take you step-by-step through the process she uses to create art quilts from photographs (or other images). Detailed demonstrations of techniques, tools, materials, and procedures will be presented, with plenty of time for questions and discussion. Handouts provided.

Instructor: Melody Randol

Class Fee: \$25.00 🍷🍷

Watercolor Flowers

Wed 4/21, 4/28 and 5/12, 2:00pm – 5:00pm

Learn to combine 2-inch squares to create intriguing floral wreaths, bouquets, gardens and more.

Students will learn all the basic techniques for creating watercolor quilts with a focus on flowers.

Come and see samples in the store.

Appropriate for all skill levels

Instructor: Melody Randol 🍷🍷

Class Fee \$40, Materials fee \$25 (Optional)

Wearable Art Jacket/Vest

Fri 4/23 & 4/30, 10:30am – 4:30pm

Make a beautiful and flattering jacket for all figure

types. You will learn how to fit your pattern and incorporate simple piecing with a versatile design that converts the jacket to a vest!!

Instructor: Pat Mathews

Class Fee: \$75.00 🍷🍷

Bearded Iris Stained Glass

Tues 4/27, 10:00am-5:00pm

Jo will show you how to take a reverse appliqué pattern, modify it into a stained glass wall hanging fast and easy. You will learn Jo's basic technique on a practice piece, so you can start the Bearded Iris with confidence. No previous appliqué or stained glass experience necessary.

Instructor: Jo Sunderman

Class Fee: \$35.00 plus pattern ((\$8.00)

Photo Transfer and other Technology Techniques

Tues 5/4, 4:00-6:00pm OR 6:30-8:30pm

Come and learn the many ways to use your camera, computer, printer, scanner, and/or copy machine to enhance your quilt making. In this 2-hour presentation by Melody Randol, you will learn how to transfer photographs onto fabric, create your own quilt labels, print clip-art and other images for use in quilts, and more! Handouts provided.

Class Fee \$20 (Plus \$3 for handouts)

Limit 20 Students

Appropriate for all skill levels

Instructor Melody Randol 🍷🍷

Hydrangea Wallhanging

Thurs 5/6, 10:30am-1:30pm

A spectacular wallhanging that is dramatic but very simple to do. You will learn fast fusible appliqué techniques and how to use the wonderful flower petals from Bella Nonna. A great gift for Mother's Day for your Mom or yourself!!

Instructor: Susan Morehouse

Class Fee: \$35.00 🍷🍷 Pattern \$8.00

Crazy Ways with Potholders

Sat 5/8, 10:30-3:30pm

Learning to make potholders is an added bonus.

What this class is *really* about is the fun of freeform, random, contemporary patchwork. Toss those templates and patterns! Learn at least four different ways to piece fabrics in artful, fascinating ways

without measuring or marking with techniques like Gentle Curves, Slice-n-Dice, Crazy Cabins, and more. See samples on preview at the store for an idea of the endless possibilities! Handouts provided.

Instructor Melody Randol 🍷

Class Fee \$30

Reversible Table Runner

Mon 5/10 & 5/17, 1:00-3:00pm OR 6:00-8:00pm

Choose your two favorite seasons, or your two favorite colorways and you are halfway finished.

You will strip piece both sides at the same time.

After piecing, just add the binding and you are ready to enjoy your table runner! Pattern required. Some prework helpful.

Instructor: Mari Harpold

Class Fee: \$40.00 🍷

Put Those Crazy Ways to Work, Design Your Own Quilts

Wed, 5/19, 5/26 and 6/2, 4:00-6:00pm OR 6:30-8:30pm

After experiencing the freedom of freeform piecing in **CRAZY WAYS WITH POTHOLDERS**, put your ideas to work and design your own quilt under the guidance of Melody Randol. Each workshop participant will create an original quilt as we examine several design elements including composition, line, light, movement, contrast, balance and color.

PREREQUISITE: CRAZY WAYS WITH POTHOLDERS

Instructor Melody Randol 🍷

Class Fee \$40

Tennessee Waltz

Tues 5/25, 10:30-3:30pm

Using two block patterns, the student will create the illusion of curves with straight pieces! Eleanor Burns has simplified the angles with companion rulers that makes this strip pieced "Quilt in a Day" project fun for all skill levels.

Instructor: Jo Sunderman

Class Fee: \$35.00, book req \$14.95 🍷

Machine Trapunto

Sat 6/5, 10:30am-4:00pm

Learn how to do trapunto quilting on the machine using a very easy technique. You will create a sample wallhanging and learn the tips and tricks required to give your quilting a new look with a very old technique.

Instructor: Ronelda Kraft

Class Fee: \$40.00. 🍷

Dolly Vest

Mon 6/7 and 6/14, 2:00-4:00pm OR 6:00-8:00pm
Make this wonderful Doll Border Vest for yourself or that favorite little girl. You will use your favorite straight vest pattern and easy foundation piecing methods to "create" the doll's dress. Add embellishments with buttons, beads and yo-yos to complete.

Instructor: Mari Harpold

Class Fee: \$40.00 🍷

Buggy Barn Heart Crazies

Wed. 6/9 and 6/16, 6:00-9:00pm

Use the stack and slash technique to create a fun and easy quilt with a heart motif in each block. You will stack, cut, shuffle and sew it all back together again without worrying too much about seam allowances etc. This is a fun and very easy technique to master.

Class Fee: \$50.00 (Pattern \$8.00)

Instructor: Donna Jensen 🍷

Dahlia Quilt

Thurs 6/17, 6/24, 7/1 & 7/22, 6:00-8:00pm

Make this wonderful traditional quilt using pre-made templates that make the piecing go fast and easy.

Do not be intimidated by the design as the piecing is very straightforward – the secret is the templates.

This is a truly beautiful quilt. Create your own Dahlia in time for Spring!!

Instructor: Jane Taysom

Class Fee: \$40.00 plus templates (\$49.00) 🍷🍷

Have you seen the Klever Kaffe Kit??

Landscape Quilts

Mon 6/21 and 6/28, 6:00-9:00pm

Try your hand at landscape quilting and learn the skills and techniques involved in translating a landscape picture into a beautiful quilted wallhanging. Under Vicki's guidance you will learn some fast and impressive techniques that give great results. You will be designing your own landscapes in no time.

Instructor: Vicki Carlson 🍷

Class Fee: \$40.00 Book recommended. Luscious Landscapes, \$24.95

Chenille Cotton Reel

Wed, 6/23, 10:30am-4:00pm

Need a fast and fun quilt for a new baby? This is the perfect project for you. Have fun with soft baby flannels and chenille fabrics cutting squares and stitching up a cute quilt in no time.

Instructor: Ronelda Kraft
Class Fee: \$40.00 🧵

Stained Glass Summer Florals

Sat. 7/3, 10:30am-4:30pm
Make this gorgeous wallhanging using fast and easy stained glass techniques. A bright and fun project perfect for summer.
Instructor: Donna Jensen
Class Fee: \$40.00 🧵 Pattern \$8.00

Don't forget we sell Janome sewing machines and have demos available for use in class!!

Machine Quilting Workshop

Sat, 7/10, 10:30am-4:00pm
Learn all the basics of machine quilting in the one day workshop. Class is designed for the beginner who has no experience with machine quilting. You will learn various machine quilting techniques, including in the ditch, free motion, stipple and echo quilting as well as how to prepare your quilt for quilting.

Class Policy

1. We require full payment at the time of registration, otherwise we cannot guarantee your spot.
2. A full refund will be made if it is necessary for us to cancel the class or if you cancel your registration at least one week prior to the first class session.
3. Classes will be cancelled one week prior to the first session if enrollment is not sufficient.
4. All students will receive a 10% discount on all supplies required for the class.
5. Space in a class may be reserved via phone at 223-4269 with credit card payment for class fees.
6. Please make sure your machine is in proper working order and that you pick up a supply list prior to each class.
7. Because of limited space in the classroom we request that no children be brought to class.
8. Class size limited to 8 students unless otherwise noted.

Key

- 🧵 Suitable for the beginner quilter.
🧵🧵 Suitable for the adventurous beginner and intermediate quilter

Ongoing Clubs & Blocks of the Month

JOIN NOW!!!!

All About Applique, Baltimore and Beyond

First Wed. of month 1:30-3:30pm
Come and explore the wonderful tradition of Baltimore Album style appliqué. A number of choices of blocks and quilt styles are offered in a club format. Join us for a cup of tea and stitching fun as we all make one of these masterpieces together. Various traditional appliqué techniques are shared.
Instructor: Susan Morehouse
Class Fee: \$35.00 for year or \$5.00 per class 🧵

Students MUST be familiar with their machine and use of a walking foot and free motion darning foot.

Instructor: Ronelda Kraft
Class Fee: \$45.00 plus kit (\$15.00) 🧵

Stack and Whack Kaleidoscope

Wed 8/4, 8/11, 8/18 and 8/25 6:00-8:00pm
Learn this easy and fast "Magic" technique for creating fabulous kaleidoscope star designs. Everything is rotary cut – the magic is hiding in the fabric. Ronelda will teach the technique based on Bethany Reynolds book "Magic Stack and Whack." Half the fun of this class is seeing everyone else's creation. You will want to make more!! Fabric selection will be discussed in the first class.
Instructor: Ronelda Kraft
Class Fee: \$45.00 Book Req. \$21.95, 🧵

Japanese Puzzle

Thurs, 8/5, 8/19 and 8/26, 6:00-8:00pm
Create this fun, fast quilt using a traditional design also known as Pine Bark that looks a lot more complicated than it is. A great scrappy quilt but also fun in a planned color scheme.
Instructor: Jane Taysom
Class Fee: \$40.00 🧵🧵

Piecemakers Times and Seasons

First Thurs. of month 2:30-4:30pm This is a quilt from the 1997 Piecemaker calendar In My Father's House. It is an appliqué quilt heavily embellished with silk ribbon embroidery. An exquisite study in various houses (including Old Mother Hubbard's shoe!) with embroidered ribbon gardens and trees. Come in and see the sample. Individual blocks make great wallhangings.

Instructor: Sylvia Garofalo

Class Fee: \$40.00 or \$10.00 per class 🧵

Adventures in Doll Making

Fourth Mon. of month, 1:00-3:30pm

Join us each month as we explore the art of dollmaking and learn various techniques used in basic to intermediate cloth doll construction. We will be working on a different project each month. The club fee will cover some patterns and supplies for the dolls. Come in and see the samples. Special club events are held throughout the year with special guest teachers.

Instructor: Susan Morehouse/various

Class Fee: \$40.00 for year or \$5.00 per session 🧵

Gardening with Wool

Fourth Sat. of the month, 1:30-3:30pm.

A fun Garden Club during which we are working on a beautiful floral quilt (one block a month) as well as other fun seasonal projects. A single block would make a lovely cushion or wallhanging. Join us and try your hand at this increasingly popular style of stitchery using the buttonhole or blanket stitch. Come in and see our new wool felt in gorgeous colors!! The quilt could also be done in other fabrics as an alternative.

Class Fee \$35.00 for year or \$5.00 per class, Patterns req., \$96.00 for set OR \$8.00 each . Kits available, \$48.00/block 🧵

Instructor: Susan Morehouse

Victorian Crazy Quilt Club

Second Thurs. of month., 4:00-6:00pm OR 6:30-8:30pm.

Come join the club and have fun making crazy quilted projects in the traditional style. Remember special fabrics, threads and embellishments are available at The Quilter's Garden. We are working on quilt blocks as well as other fun projects in the crazy quilt style.

Instructor: Susan Morehouse

Fee: \$40.00 for year or \$5.00 per session 🧵

Remember we have Patterns and kits from **"Jo's Little Women Club"** by Jo Morton

We carry the complete range of Jo Morton's calico's

Pine Needles Club

Second Fri. of month, 2:00-4:00pm, ongoing.

Join us to learn the quick and easy techniques for making the gorgeous Pine Needles Quilts designed by McKenna Ryan. We are working on Petals of My Heart, A Journey to Light, All Through the Woods, and their newest one, Seasons in Time. You will love McKenna's fusible appliqué technique; and once you get started you may not be able to quit!! Pick one or all designs and make a block or a quilt (or two).

Instructor: Susan Morehouse

Fee: No fee with pattern purchase. 🧵

History Club

Fourth Tues. of month, 6:30-7:30pm.

Join Susan for an informal lecture on various aspects of the history of quilting. Join us for a unique quilter's look at Women's History over the years. Several special events will be held during the year on a variety of topics.

Instructor: Susan Morehouse

Class Fee: \$40.00 for year or \$5.00 per session. 🧵

Embroidery Club

Fourth Thurs of month, 1:30-4:30pm

We will be working on different embroidery designs each month. Embroidery projects will include pillows, table runners and quilt blocks using antique and vintage patterns. This club is for all levels of embroiderers who are interested in stitching together and enjoying the beauty of embroidered projects.

Instructors: Susan Morehouse

Fee: \$40.00 for the year or \$5.00 for each meeting. 🍷

We now have *Bernina* Sewing machines for demonstration. If you purchase a *Bernina* from *The Presser Foot* we will accommodate pick up and drop off service for maintenance on your machine.

Thru April 30th Early Bird Registration
Register for any classes offered April-Aug 2004
and receive \$5.00 off the class fee
(Featured Teachers excluded)

Don't Miss the Ehrman Tapestry Needlepoint Trunk Show
Including needlepoint kits from Kaffe Fassett

May 3rd – May 17th The Quilter's Garden Customer Appreciation Coupon

Bring this coupon in and receive 15% off on your purchase!
We appreciate your patronage

Not valid with other discounts.

We will have lots of specials and door prizes during the

Springtime in the Rockies Shop Hop.

There will be a drawing each day for a \$25:00 gift certificate

The Quilter's Garden Shop Hop Hours:
Thurs, Fr & Sat April 29 & 30, May 1, 9:00am-8:00pm
Sun May 2, 9:am-5:00pm

Just in!!

*A new shipment of flower beads from
Australia*

*Perfect for Embellishing Quilts, Crazy Quilts
Dolls and Clothing*



Check out our new hand-dyed silk ribbons



from Australia.

Coming soon!!



New Eleanor Burns Fabric

New Blended Collection from In the
Beginning

The Quilter's Garden
2721 S. College Ave, Unit 5B
Fort Collins CO 80525
Ph: (970)223-4269

