



The Quilter's Garden

Fine Fabric, Books & Notions

2721 S. College Ave, Fort Collins, CO 80525
Hours: Mon-Fri 10-6pm, Sat 10-5pm, Closed Sun.
Phone: (970) 223-4269 Fax: (970) 223-4270
Email: quiltersgarden@frij.com
Web Site: quiltersgardenshop.com and Victoriancrazyquilts.com

April, 2005

Vol 1 Issue 3

Dear Friends:

Here we are into Spring with all sorts of new things growing and budding out at The Quilter's Garden. Cathy and I are going to Quilt Market at the end of April so we have been doing a lot of weeding and pruning to make way for all the new goodies we hope to nurture and grow in The Garden. The Spring/Summer session is packed full of classes for you to choose from. We have included a couple of fun events including a Garden Massage Day to pamper yourself with a massage at your favorite shop – The Quilter's Garden!!! We have a Quilt Diva Day and a fun mystery project night once we get into the dog days of summer – you will need to cool off so come and join us for a fun time.

Piece-fully yours, Susan

COMING EVENTS

Be sure to Mark your Calendar

- UFO Days, 4/15, 5/20, 6/17,7/22, & 8/19 6:00pm-??
- Spring Sale during Shop Hop April 21-24th – we will be open extended hours 9am-8pm Thurs-Sat and 9am-5pm on Sun.
- Mother's Day Sale Sat May 6th – If you are a Mum you get 15% off all purchases!!!
- New Critique Group beginning May 5th
- New Block of the Month, Atlantis, beginning May 10th
- "Round the Bend" Mystery Quilt event Sat May 14th, 5pm til???
- Garden Massage Day – Pamper Yourself Sat, Jul 16th
- Quilt Diva Day, Fri 8/5 10:30-4:30 OR 6pm 'til midnight



Christmas in July Classes

Classes throughout the week of July 11.
All classes \$25.00 each

Bring a friend and get your class for both you and your friend for only \$40.00

- Christmas Crazy Quilted Stocking - Monday 7/11, 1:30-4:30pm OR 6:00-9:00pm
Log Cabin Tree Skirt - Tues 7/12, 1:30-4:30pm
Christmas Snippets Tree or Wreath - Wed 7/13, 10:00-1:00pm
Christmas Fabric Bowls - Wed 7/13, 1:30-4:30pm
Santa's Midnight Runner - Thurs 7/14, 10:30-1:30pm
Machine Applique Christmas Stocking - Fri 7/15, 1:30-4:30pm



Specialty Classes and Techniques

May your sorrows be patched and your joys be quilted

Underground Railroad

Beg Wed 3/30 for 5 weeks, 10:30-12:30pm (it's not too late to join)

You will be making a sampler quilt using blocks from the Eleanor Burns book "Underground Railroad Sampler." Come and learn about this period of history and make A great beginner quilt. .

Instructor: Susan Morehouse

Class Fee: \$45.00, book required \$24.95. 🌸

Folk Art Purse



Thurs 4/7 & 4/21, 6:00-8:00pm

Made of wool felt this purse is a replica of an authentic family heirloom from South Africa. This is truly a unique and fun purse to make! Learn wool felt appliqué as you construct the purse.

Class Fee: \$40.00

Instructor: Jane Taysom 🌸

Machine Quilting Workshop

Fri 4/8 10:30-4:30pm OR Mon 5/9 & 5/16 , 6:00-9:00pm

Learn all the basics of machine quilting in the one day workshop. Class is designed for the beginner who has no experience with machine quilting. You will learn various machine quilting techniques, including in the ditch, free motion, stipple and echo quilting as well as how to prepare your quilt for quilting.

Students MUST be familiar with their machine and have a walking foot and free motion darning foot.

Class Fee: \$50.00 plus kit (\$15.00)

Instructor: Ronelda Kraft 🌸

Introduction to Silk Ribbon Embroidery



Fri 4/15, 1:30-4:30pm

Learn the basic stitches involved in silk ribbon embroidery as we stitch a small sampler of different flowers. This is a hand work class and you will learn all the techniques necessary to make your own designs for embellishing quilts and clothing using this time honored craft. Class Fee: \$35.00

Instructor: Susan Morehouse 🌸

Twisted Rail

Sat 4/16, 10:30-4:30pm

This is a fun and easy lap quilt. The design is a new twist on the traditional rail fence design. Lots of fun!

Class Fee: \$40.00

Instructor: Lee Ann Hopson 🌸

UFO Days

Fri 4/15, 5/20, 6/17, 7/22 & 8/19, 6:00pm

This is your chance for some uninterrupted sewing time to get those Unfinished Projects completed. Come and join us for just plain sewing and camaraderie.

Facilitated by Susan Morehouse

The Quilter's Tote



Sat 4/30, 10:00am-5:00pm

All Quilter's need a way to carry their quilting supplies to and from classes, quilt groups or when traveling. This class combines both machine piecing and machine applique techniques. The tote will hold your 6 1/2" x 24" ruler, a 18"x24' mat plus your fabric and other quilting supplies. This tote would also make a great gift item for Mother's Day! A great project for Beginners to Intermediate quilters

Class Fee \$40.00, pattern required

Instructor: Donna Jensen 🌸

Spring Basket in Silk Ribbon




Wed 5/4 and 5/11, 10:30-12:30pm

Celebrate the birth of a new season with this ornate filigree basket, brimming with ebullient blooms and lustrous foliage, artfully created from glowing silk

ribbons. Learn some basic silk ribbon embroidery stitches as well as embroidery with metallic threads, and create a lovely gift for you or for Mother.

Class Fee: \$35.00, pattern included.

Instructor: Susan Morehouse 

Drop in Critique Group

Meets First Wed of the month at 6:00 PM starting May 4

If you ever get stuck on a project, want suggestions and ideas from others, or love to learn from the work of fellow quilters, please join us for a critique session the first Wednesday of every month. The focus will be on works-in-progress--any work in any state of creation. Each person will have the opportunity to put her work on the wall to gather input, ideas, and suggestions from everyone else in attendance. There is no need to register, simply drop in with work in hand.

Fee: \$10 payable to instructor

Facilitated by Vicki Carlson, Melody Randol, and Kathy Warner.



Silk Ribbon Scarf

Thurs 5/5, 6:00-8:00pm OR Fri 5/6 2:00-4:00pm

Many of you have asked about how to make the silk ribbon scarf you have seen in the store. Here is your chance to learn this very easy and quick technique. Your friends will think you have gone overboard and are making high couture fashion!!! Come see how easy it is.

Class Fee: \$30.00 (includes pattern) plus \$15.00 kit fee.

Instructor: Susan Morehouse

Basket Quilt

Fri 5/6, 5/13 and 5/20 10:30-12:30

It's May so it must be time for a May basket! Come make this traditional quilt using strip piecing techniques. A perfect fun project where we will be stripping our hearts out. A traditional quilt that will never go out of style!!

Class Fee: \$35.00, includes pattern

Instructor: Susan Morehouse 




The Bride:

Embellishing with Ribbons and Beads

Sat 5/7, 1:30-4:30pm

Just in time for that upcoming June wedding, you will learn how to embellish a Victorian printed image with beading and silk ribbon embroidery. Your project can be completed for that perfect wedding gift (how about a ring bearers pillow, wallhanging or anniversary quilt. Additional bride blocks can be made into a quilt for a special wedding anniversary celebration.

Class Fee: \$45.00 (includes image printed on fabric)

Instructor: Susan Morehouse 



Spring/Summer Purse

Fri, 5/13, 1:30-4:30pm

This is a great purse you can whip up in now time and is the perfect grab and go size for just about anything. Quick and easy to make you will want to make more than one.

Class Fee: \$25.00

Instructor: Susan Morehouse

Fun Fast and Easy Fabric Boxes

Wed 5/18, 1:30-4:30pm

Stretch your creativity and learn to make a Fabric Box. These boxes can be used for sewing notions, gifts and all sorts of goodies. Come and be prepared to have a blast with boxes!!

Class Fee: \$35.00, Book req Fast, Fun & Easy Fabric Boxes by Linda Johansen.


Instructor: Pat Matthews 

Charlotte's Garden - A Silk Ribbon Embroidery

Wed 5/18 & 5/25, 10:30-12:30pm

Using luscious silk ribbons you will stitch this delightful Victorian Style lady in her garden. You will learn how to make several different roses, and other flowers as well as some outline stitches and other ribbon embroidery stitching techniques. Make your lady into a pillow or wallhanging or the centerpiece of a quilt. A perfect gift for Mother's day!

Class Fee \$35.00 (pattern included)


Instructor: Susan Morehouse 

Embellishing With Your Machine

Wed 5/18, 6:00-9:00pm

Come learn various techniques of embellishment on the machine. You will learn how to couch fun threads, create lace and other various shapes that you then stitch to your quilt. Silk ribbon embroidery, machine beading and threadplay will also be covered.

Class Fee: \$40.00

Instructor: Theresa Petermann 



Painted Floral Bouquet

Sat 5/21, 10:00am-5pm

Create your own floral bouquet using "snippets" of fabric to make your bouquet look like you painted it onto fabric!! This is a fun, easy technique for quilters of all skill levels. Dig into your scrap bin of fabrics and see what a beautiful piece of art you can make in a day.

Class Fee: \$40.00, Book required. \$7.95

Instructor: Donna Jensen 




Storm at Sea

Tues 5/24 & 5/31, 6:00-9:00pm

We love projects that look much more difficult than they really are. Come and make this wonderfully deceptive quilt that looks curved but is all straight pieced. Two options will be taught, one with sashing between the blocks and the traditional setting with no sashing. Make your storm a spring blast, a winter blizzard or even a summer firestorm. You will have fun with the color changes that make the quilt pop, and all your friends will be really impressed!!

Class Fee: \$40.00

Instructor: Susan Morehouse 

Yellow Brick Road

Wed 5/25, 2:00-4:00pm OR 6:00-8:00pm

Come learn how to make one of the most popular and fast quilts available today. A great beginner project; you'll want to make more than one. You will learn speed cutting and piecing techniques as you make a great and colorful project.

Class Fee: \$35.00, pattern required.

Instructor: Ronelda Kraft

Bargello Quilt Made Easy!

Thurs 5/26, 6/2 & 6/16, 6:00-9:00pm

All you need is a bunch of fabric arranged by value--light, medium and dark. Sewing is simple. All straight seams! First, you create a strata. Second, form a tube and make fabric strips from varying widths. The last step is the creative process! Bargello quilts are fun, easy and are ever changing. Join me in this creative endeavor! Pattern will be provided by instructor.

Class Fee: \$40.00


Instructor: Donna Jensen

A Signature Quilt for that Special Event

Fri 5/27 & 6/3, 10:30-12:30pm

Just in time for the June wedding – learn how to create a signature quilt to preserve special memories of the event. Can be used also for graduations, anniversaries or any event in which you wish to remember the attendees. Several styles of blocks will be demonstrated and techniques for perfectly preserved signatures will be taught. A fun beginner project for all ages.

Class Fee: \$40.00 (includes all patterns)


Instructor: Susan Morehouse 

Bra Purse

Fri 5/27, 2:00-4:00

We have had much interest and many giggles about these purses! Come learn how to make these wonderfully creative purses with some basic sewing and lots of embellishing. Get creative, have fun and really express yourself!!

Class Fee: \$35.00

Instructor: Susan Morehouse 

Round the Garden in Silk Ribbon

Wed 6/1, 6/8 and 6/15 10:30-12:30pm

Join us as we stitch a beautiful circular flower wreath of different flowers created in silk ribbon. Additional embroidery stitches will also be taught. The piece can be turned into a wall hanging, framed piece of needlework or a dainty pillow for your bed.

Class Fee: \$40.00


Instructor: Susan Morehouse 

“Kimonos”

Sat 6/4, 1:00-5:00pm

This class is designed for beginners as well as the Foundation Piece enthusiast! You will learn how easy and exact foundation piecing can really be. This class is designed to teach the student how to foundation piece by sewing right on to your pattern piece thus creating perfect blocks. Once you have made a few blocks, you will be on your way to complete an entire quilt!

Class Fee: \$40.00, Pattern required.

Instructor: Donna Jensen 

Simplified Traditional Quilt Blocks

Wed 6/8 and 6/15, 6:00-9:00pm

Always wanted to mass produce traditional quilt blocks for a quilt? Take this class and you'll learn how! Flying Geese, Delectable Mountains, Courthouse Steps, Migrating Geese and Squared-up Triangles to name a few. You will learn how to make at least six (6) different quilt blocks within 6 hours! What's more, you can either nearly complete a wall quilt or a tote bag! Loads of fun! You won't believe what you can accomplish! Great for beginners and intermediate quilters!

Class Fee: \$40.00, Book required.

Instructor: Donna Jensen 🌸

Geese in the Cabin

Thurs 6/16, 6/23 and 6/30, 1:00-3:00pm

We love stirring up tradition and creating a whole new look – you will too with this great design. You may have tried the traditional log cabin and seen how easy and fun it is. Now add some geese and create this great adaptation of the traditional block. Learn speed-cutting methods to make this quilt not only fun, but quick and accurate too. Many layout options make this a truly versatile quilt and you get to be the artist!

Class Fee: \$40.00

Instructor: Mari Harpold 🌸

Peek-A-Boo Surprise

Mon 6/20, 1:00-5:00pm

A variety of three-dimensional quilting techniques will be used to create your own version of this special quilt or wall hanging. You decide what surprises are “hidden” in your quilt. A great gift for babies, birthdays, holidays or other special occasion.

Class Fee: \$35.00

Instructor: Mari Harpold

Crazy Log Cabin Table Runner

Fri 6/17, 10:30am - 5:00 pm

Summer is a good time to go a little bit crazy!! Learn the log cabin technique gone crazy and create a Crazy Log Cabin table runner combined with fast strip piecing .

Class Fee: \$35.00

Instructor: Pat Matthews 🌸

Stack and Whack Fans



Sat 6/18, 10:00am-5:00pm

Using an 18 degree Fan Ruler, you can make this beautiful Fan Quilt using the Stack-n-Whack method! Using Bethany S. Reynolds technique for Stack-n-Whack quilts, students will learn how to stack identical pieces of fabric and create kaleidoscope fans! It is easy, fun and the results are fascinating! No two fans will be alike! The best part is... all the fans are created by using one selected piece of fabric!

Class Fee: \$40.00, pattern required.

Instructor: Donna Jensen

Chenille Art Jacket

Tues 6/21 & Wed 6/22, 10:00am-5:00pm

Come make your very own jacket with your unique fabric that you create. Start with chenille by the yard. Add your own special combination of many fabrics, and with the free motion sewing technique create a one-of a-kind jacket or vest. If you do not wish to construct the jacket bring one ready made to embellish with your created fabric.

Class Fee: \$55.00

Instructor: Stephanie House

Rose Garden Quilt

Wed 6/22 & 6/29, 6:00-8:00pm

Make a beautiful rose garden quilt to celebrate the roses just starting to bloom in your garden!! Fussy cut a larger floral print (or not) and combine with pinwheel blocks to make this stunning quilt. The design makes great use of a coordinating border print as well.

Class Fee: \$35.00 includes pattern

Instructor: Susan Morehouse 🌸🌸



Baltimore Heart

Thurs 6/23 & 6/30, 6:00-8:00pm

Try your hand at needleturn appliqué and learn several techniques for dimensional flowers while you make this sweet Baltimore Album style floral heart designed by Mimi Dietrich. Make your project into a wallhanging, a pillow or the beginning of an heirloom quilt!!

Class Fee: \$35.00

Instructor: Cava Rounsaville

Colorwash Irish Chain

Fri 6/24 and 7/1, 10:30-3:30pm

This is a fun and easy class that will have you creating a stunning colorwashed Irish Chain without using hundreds of small squares. This is a beautiful pattern by Carol Porter. You simply select 9 fabrics with colors that, when cut and sewn together, will blend or wash to create that colorwashed effect. We'll select fabric together on the first day, so don't be shy and try this stunning quilt.

Class Fee \$40.00, pattern required


Instructor: Phyllis Field 🌸

“Aloha” Hawaiian Applique by Machine

Tues 6/28 & 7/5, 6:00-8:00pm

So you aren't going on vacation in Hawaii this summer – take your mind there as you stitch this beauty all on the machine. Combine fusible applique and free motion quilt-as-you-go techniques to create this stunning Hawaiian applique quilt in a fraction of the time. Using batiks instead of solids gives this quilt a contemporary look. The class will focus on completing a wallhanging version - Vickie's queen size quilt on display in the store is a must-see. Pattern provided in class.

Class Fee: \$35.00, pattern req.

Instructor: Vickie Bajtelsmit 



Calla Lily Wallhanging

Wed 7/13, 7/20 & 7/27, 6:00-8:00pm

Now here is a truly gorgeous piece that you all will want hanging in your own private spa. Learn simple curved piecing to make this fabulous piece. How can anyone resist this truly elegant flower.

Class Fee: \$40.00

Instructor: Jane Taysom  



It's a Mystery!!!! -

Sat July 16th – 5:00pm until midnight

This will be an evening jam-packed with fun as we go “Around the Bend!!! You'll have no idea what you are making (other than we can give you a hint that it's a lap quilt and you are going to love it!). You will pick out your fabric a couple of weeks before the class and cut out the quilt pieces according to the instructions given and arrive at class ready to sew. After you complete each step you will get another envelope to open to continue with the next step until your top is complete and the mystery solved!! If you come early you can also get a massage from Helena to loosen up for the big night!!! Food and drinks supplied.

Class Fee: \$45.00, includes patterns

Instructor: Susan Morehouse 

Garden Massage Day

Sat July 16th all day – please sign up for appointment slots.

Chair Massage by Helena \$15.00

Christmas in July Classes

Classes throughout the week of July 11.

All classes \$25.00 each

Bring a friend and get your class for both you and your friend for only \$40.00

Christmas Crazy Quilted Stocking

Monday 7/11, 1:30-4:30pm OR 6:00-9:00pm

Log Cabin Tree Skirt

Tues 7/12, 1:30-4:30pm

Christmas Snippets Tree or Wreath

Wed 7/13, 10:00-1:00pm

Christmas Fabric Bowls

Wed 7/13, 1:30-4:30pm

Santa's Midnight Runner

Thurs 7/14, 10:30-1:30pm

Machine Appliqué Christmas Stocking

Fri 7/15, 1:30-4:30pm

Painting on Fabric Workshop

Sat 7/30, 10:00-4:00pm

Come spend the day playing with Vicki to create your own unique fabrics. Using both transparent and opaque paints, we'll be stamping, stenciling, drawing, texturizing, salting, sunprinting and monoprinting. No experience necessary, just a willingness to experiment with color and paint.

Class Fee: \$40.00 plus \$15.00 materials fee
Instructor: Vicki Carlson

Quilt Diva Day!!

Fri 8/5, 10:30-4:30 OR 6:00pm-midnight

At last there is a day that is devoted to just how wonderfully beautiful we quilters are!! Come dressed as your version of how you see yourself as a Quilt Diva and make a wallhanging called – what else – “Quilt Diva” We will have tons of fun and eat goodies (maybe even chocolate do you think??). A grand prize will be awarded to the one voted “Best Dressed.”

Class Fee: \$45.00 (includes pattern)

Instructor: Susan Morehouse 🌸



Roosters and Hollyhocks

Thurs 7/21 & 7/28, 1:00-4:00pm

A fun summer wallhanging combining paper piecing and simple appliqué. This is a great quick project for beginner or intermediate paper piecing with a whimsical theme.

Class Fee: \$35.00, pattern req.

Instructor: Mari Harpold 🌸

Spring Fling in Blue and Yellow

Wed 8/10, 8/17 & 8/24, 6:00-8:00pm

Another super quilt that is easy to do and gives the illusion of curved piecing. We love things that look a lot more difficult than they really are!! Designed by Robin Strobel for the book Quilter's Bounty this quilt will get all your fabric scraps used up in a hurry. Have your own fling as you piece this dynamic quilt.

Class Fee: \$40.00, book required.

Instructor: Jane Taysom 🌸

We appreciate your buying all class supplies at The Quilter's Garden - remember you receive a 10% discount on all class supplies purchased.

Note: Please be punctual for class and please let us know if you are signed up for class but unable to attend for any reason

Class Policy

1. We require full payment at the time of registration, otherwise we cannot guarantee your spot.
2. A full refund will be made if it is necessary for us to cancel the class.
3. Store credit will be given if you cancel your registration at least one week prior to the first class session.
3. Classes will be cancelled one week prior to the first session if enrollment is not sufficient.
4. All students will receive a 10% discount on all supplies required for the class.
5. Space in a class may be reserved via phone at (970) 223-4269 with credit card payment for class fees.
6. Please make sure your machine is in proper working order and that you pick up a supply list prior to each class.
7. Because of limited space in the classroom we request that no children be brought to class..

Key

- 🌸 Suitable for the beginner quilter.
- 🌸🌸 Suitable for the adventurous beginner and intermediate quilter
- 🌸🌸🌸 Suitable for the more experienced quilter

Blocks of the Month and Ongoing Clubs

New Block of the Month - Atlantis !!



2nd Tues of Month beg. May 10th 10:30-12:30
OR 6:00-8:00pm

You have to see our sample on loan from the designer – Southwind Quilts. This quilt employs the technique of dimensional curved piecing – straight line sewing with curved results! If you have enjoyed the Mexican Star quilt you will love Atlantis. The quilt is full of vibrant color and fabulous blocks. Really impress yourself by mastering this simple technique and have everyone thinking you can sew curves perfectly!! A truly stunning quilt this will jazz up your summer!

Class Fee \$95.00, includes all 13 patterns
Instructor: Susan Morehouse

Ongoing Blocks of the Month

Rose Garden Hidden Star

2nd Sat of month beg 1/8, 9:30-11:30am

Flower Belle Fairies

1st Sat of month beg. 2/5, 10:30-12:30pm

Woodland Creatures

3rd Tues of the month beg. 1/18, 10:30-12:30 OR 6:00-8:00pm

Saturday Sampler

Meets 4th Sat of each month beg. 1/22, 9:30am OR 10:30am

Clubs to Join Anytime!

New - Drop in Critique Group


Meets First Wed of the month at 6:00 PM starting May 4

If you ever get stuck on a project, want suggestions and ideas from others, or love to learn from the work of fellow quilters, please join us for a critique session the first Wednesday of every month. The focus will be on works-in-progress--any work in any state of creation. Each person will have the opportunity to put her work on the wall to gather input, ideas, and suggestions from everyone else in attendance. There is no need to register, simply drop in with work in hand.

Fee: \$10 payable to instructor

Facilitated by Vicki Carlson, Melody Randol, and Kathy Warner.

All About Appliqué, Baltimore and Beyond



First Wed. of month 1:30-3:30pm

Come and explore the wonderful tradition of Baltimore Album style appliqué. Join us for a cup of tea and stitching fun as we all make one of these masterpieces together. Various traditional appliqué techniques are shared. This year some of us will begin work on a design by Australian artist Dianne Johnson.

Instructor: Susan Morehouse

Class Fee: \$35.00 for year or \$5.00 per class 🌸🌸

Embellishments Galore

2nd Mon of month beg. 1/10, 6:00-8:00pm

Join us each month as we learn a new and different hand embellishing techniques. We will cover embroidery with a wide variety of stitches, silk ribbon embroidery, ribbon work, and beading. This club is for all levels of stitchers who are interested in using some of the newer fun threads and embellishments now available.

Instructor: Susan Morehouse

Fee: \$50.00 for the year or \$5.00 for each meeting. 🌸

Piecemakers Calendar Appliqué

First Thurs. of month 2:30-4:30pm

This year we are beginning to learn the blocks from the 2002 "His Majesty the Tree" calendar – a gorgeous quilt featuring beautiful appliquéd trees and lots of embellishing. We are also continuing to work on the "In my Father's House." Come in and see the samples. One block would be a beautiful pillow or wallhanging.

Class Fee: \$40.00 or \$10.00 per session

Instructor: Sylvia Garofalo 🌸

Victorian Crazy Quilt Club

Second Thurs. of month, 4:00-6:00pm OR 6:00-8:00pm

Come join the club and have fun making crazy quilted projects in the traditional style. Remember special fabrics, threads and embellishments are available at The Quilter's Garden. We are working on quilt blocks as well as other projects in the crazy quilt style. Each month Susan shares patterns and you will

learn new stitches from her collection of antique crazy quilts.

Instructor: Susan Morehouse

Fee: \$40.00 for year or \$5.00 per session 🍷

Shop in Your Jammies:

Quiltersgardenshop.com

Victoriancrazyquilts.com

The Quilter's Garden
Customer Appreciation Coupon

Bring this coupon in to the store and receive

15% off on your next purchase!!

Exp 6/30/05

The Quilter's Garden Customer Survey

I want YOU to feel like The Quilter's Garden is YOUR quilt store. Please help me do that by letting me know your preferences so we can further our journey to this goal. Complete the questionnaire below and bring in to the store to receive a **free fat quarter**. Thanks so much for your feedback.

1. What do you like most about The Quilter's Garden?

2. What do you dislike about The Quilter's Garden?

3. What types of fabrics (batiks, florals, reproductions, 30's, flannels etc) do you purchase most often?

4. What type of classes are you most likely to take?

5. What products would you like to see us carry?

6. What comments would you like to make about the staff and/or service at The Quilter's Garden

7. What suggestions would you like to make to help improve the store?

Thank you so much for your time.

Bring in your completed survey and receive a Free Fat Quarter!!

The Quilter's Garden
2721 S. College Ave, Unit 5B
Fort Collins CO 80525
Ph: (970)223-4269

Shop Hours
Mon-Fri 10.00am-6:00pm
Sat 10am-5:00pm
Closed Sundays

*Come and see what's new at
The Quilter's Garden*

*We specialize in Customer Service
and try hard to meet your every quilting need*

Sign up for classes before May 1 and receive \$5.00 off!!

www.quiltersgardenshop.com
www.victoriancrazyquilts.com